Welcome to the American Wireless Control Center Planning Guide.

This is intended to assist you in the sometimes complex process involved in the selection of furniture and accessories for the Control Center environment being considered.

These are basic tools used to translate the conceptual requirements of the user into a variety of configurations for consideration.

Please be advised that American Wireless team members are available to provide field assistance when needed.

Existing or New

- If the project involves an existing console, in most cases we are able to modernize and expand it to meet new requirements.

- Existing Motorola Centracom Consoles can easily be retrofitted, modernized and expanded for many applications.

- As the supplier for Centracom expansion equipment we will be happy to work with you in putting an expansion proposal together.

New Installations:

Industrial grade modular metal bay or custom laminate - metal combinations ?

The American Wireless multi dimensional metal Cabinet furniture combined with our custom laminated products built to NEMA LD3-2005 standards will provide the solution for control center configuration, from a simple single position to complex layouts....

The use of our basic information gathering tools will help us to prepare conceptual layouts for end user evaluation..

Detailed architectural drawings will be provided prior to the installation effort.

American Wireless Control Center Furniture is available in a variety of configurations, metal, laminate or combinations, these configurations are supported with ancillary items such as built in filing cabinets, task lighting, adjustable surfaces, special equipment mounting panels, etc.

Please do not be overly concerned about obtaining all of the information during the initial contact, preparing a Control Center Console is a progressive process .

We look forward to working with you and will do our best to make it an interesting and painless process.

Completing the AWN9213 preliminary information form will start the process.

1. The AWN9213 is a pre proposal outline to help gather as much preliminary information as may be available at the time.

2. To assist in selecting a floor plan lay out we have provided seven common configurations along with a sketch sheet to draw a conceptual layout of the room...no need for finite measurements, they will come later.

3. The Project Notes Pad and accessory forms may be helpful during your initial considerations

We can use this form to get started with the conceptual console configuration process.

When the basic information form is completed it may be faxed to:

AWI Com @ (714) 542-0313

Or Emailed to *RFI@awicom.com*

We will get a project opened up and commence the process of providing all of the support information needed to deliver a professional proposal.

SAMPLE ICON PRINTS

American Wireless Inc

AWN9213C

Item	Description	Sample Config.	Product ID
1	In Line No Corners	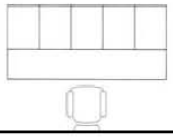	ACM3630E
2	Multi-Position In line With "T"	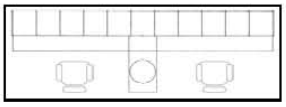	ACM36120T
3	In Line With 90 Degree (L)	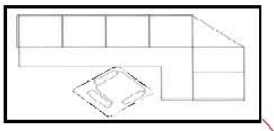	ACM3682
4	Clam Shell Single Position	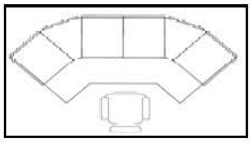	ACM3660A
5	Clam Shell Variation (S)	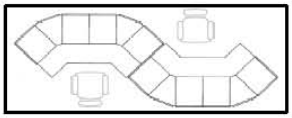	ACM3660-2
6	Traditional "U" Shape Multi	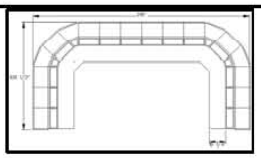	ACM3668
7	Easy (J) Banana	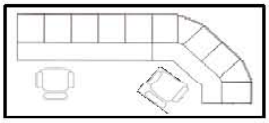	ACM3680A

The basic floor plan Icons shown are intended to assist in considering a preliminary layout. There are many available combinations of these . Once we get a few basics we will provide you with a selection of possible control center drawings configured to the available room dimensions.

American Wireless Inc | Control Center Solutions

Preliminary Control Center Floor Plan Sketch | AWN9213A



Date_____

Project Identifier _____

Page _____ of _____

Notes:

American Wireless Inc | Control Center Solutions

Preliminary Console Project Information AWN9213

Project Identifier:	Project Location:

Tech Support Contact:	Sales Support Contact:

Existing Console	Motorola Centracom	If No Describe Mfgr:
○ Yes ○ No	○ Yes ○ No	

If Existing Installation:	If Existing --Describe Layout	Notes:
○ Replace ○ Upgrade		

New Configuration: Number of Operator Positions:	Summary Operator Details:
Number of Rooms :	Brief Description:

Notes: